
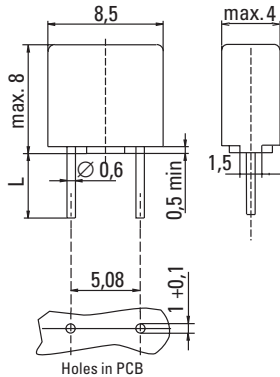


TE5® / No. 392



Dimensions (mm)



Long Leads (L=18.8mm)
Short Leads (L=4.3mm)

IEC 60127-3/IV, 250V, T

Time-Current Characteristic

Time Lag (T)

Standard

According to IEC 60127-3/IV

Approvals

VDE Expert Report: License No. 126983
SEMKO: Contact WICKMANN
cULus Recognized: File No. E 67006
METI: File No. JET0381-31007-2001
CCC: pending

Features

Reduced PCB space requirements
Direct solderable or plug-in versions
Internationally approved
Low internal resistance
Shocksafe casing
Vibration resistant

WebLinks

Data Sheet - latest version

www.wickmannusa.com/products/392.pdf

Approval Certificates

www.wickmannusa.com/approvals

Time-Current Curve

www.wickmannusa.com/itcurves

Packaging

www.wickmannusa.com/pack

For Application Information refer to

www.wickmannusa.com/download/fuseology.pdf

Specifications

Packaging Code and Info

000: Tape/Ammopack (1400 pcs.)
044: Short Leads - Bulk (1400 pcs.)

Materials

Base/Cap: Brown Thermoplastic
Polyamide PA 6.6, UL 94V0
Round Pins: Copper alloy, tin plated

Operating Temperature

-40°C to +85°C (consider de-rating)

Climatic Category

-25°C/+70°C/21 days (IEC 60068-2-1.3)

Stock Conditions

+10°C to +60°C
relative humidity ≤ 75% yearly average,
without dew, maximum value for 30 days-95%

Vibration Resistance

24 cycles at 15 min. each (IEC 60068-2-6)
10 - 60Hz at 0.75mm amplitude
60 - 2000Hz at 10g acceleration

Lead Pull Strength

10N (IEC 60068-2-21)

Solderability

260°C, ≤ 3 sec. (Wave)
350°C, ≤ 1 sec. (Hand)

Soldering Heat Resistance

260°C, 10 sec. (IEC 60068-2-20)

Marking

 , T, Current Rating, Approvals

Unit Weight

0.60g (approx.)

Limits for Pre-arcing Time

Rated Current	$1.5 \times I_{Rated}$	$2.1 \times I_{Rated}$	$2.75 \times I_{Rated}$	$4 \times I_{Rated}$	$10 \times I_{Rated}$
1.00A ... 4.00A	> 1h	< 2 min	400ms ... 10s	150ms ... 3s	20ms ... 150ms



Permissible continuous operating current is ≤ 100% at ambient temperature of 23°C (73.4°F).

Rated Current	Amp Code	Voltage Rating	Breaking Capacity 50-60Hz/cos φ = 1.0	Voltage Drop $1.0 \times I_{Rated}$ max. (mV)	Power Dissipation $1.5 \times I_{Rated}$ max. (mW)	Melting Integral $10 \times I_{Rated}$ min. (A²s)	Approvals					
							VDE	SEMKO	cULus	METI	CCC	
1.00A	1100	250V	25A / 250VAC	115	400	5.80	G	•	•	•	•	p
1.25A	1125	250V	25A / 250VAC	100	500	9.75	G	•	•	•	•	p
1.60A	1160	250V	25A / 250VAC	95	600	13.5	G	•	•	•	•	p
2.00A	1200	250V	25A / 250VAC	90	700	21	G	•	•	•	•	p
2.50A	1250	250V	25A / 250VAC	85	750	32	G	•	•	•	•	p
3.15A	1315	250V	32A / 250VAC	80	1100	55	G	•	•	•	•	p
4.00A	1400	250V	40A / 250VAC	75	1200	100	G	•	•	•	•	p

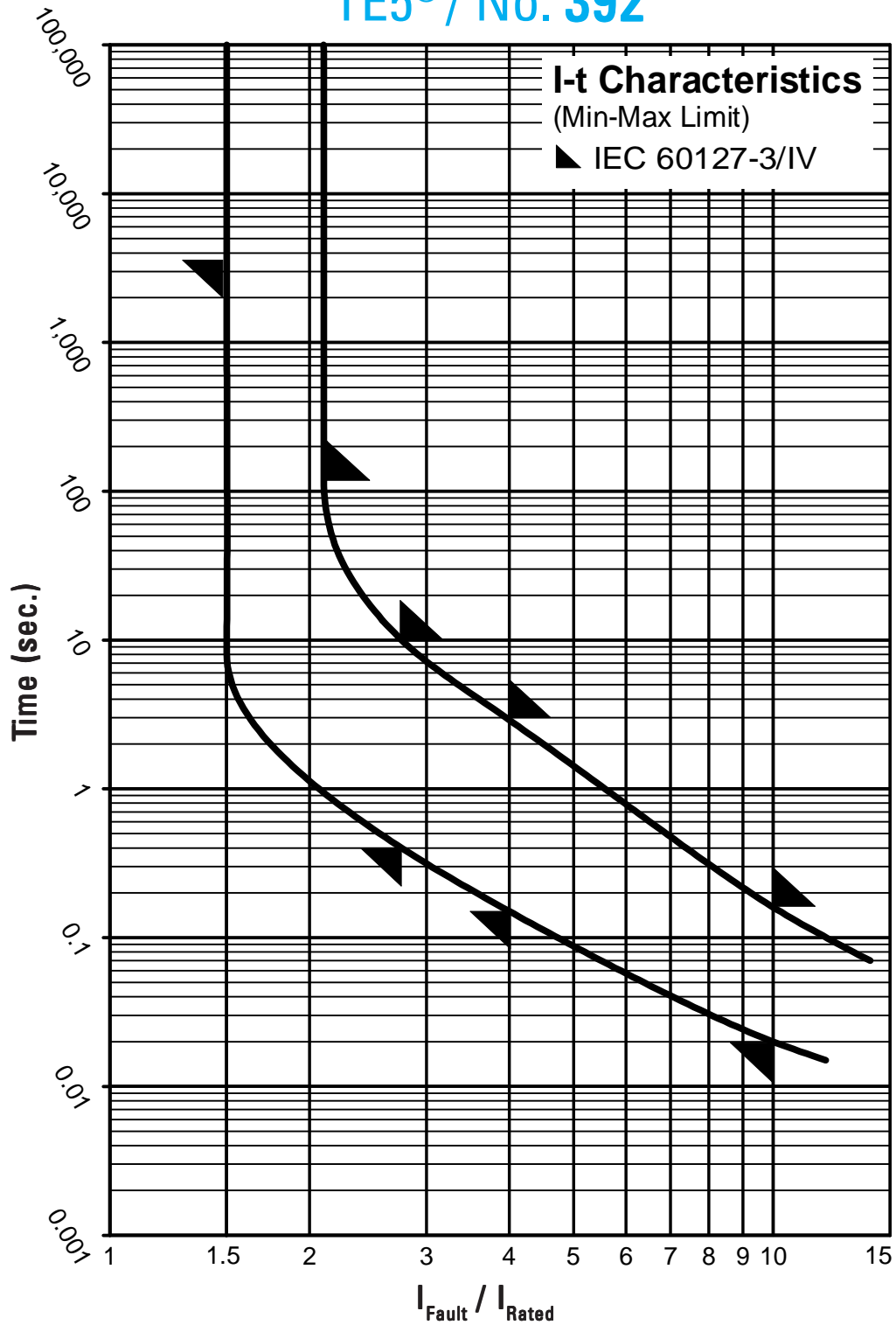
G Expert Report
P = pending

Order Information

Qty.	Order-Number	Series	Amp Code	Pack. Code
		392		

Specifications are subject to change without notice.

TE5[®] / No. 392



Contact WICKMANN for individual I-t curves